

Quasar N

N - TOPCON Glass to Glass
Bifacial - 18BB

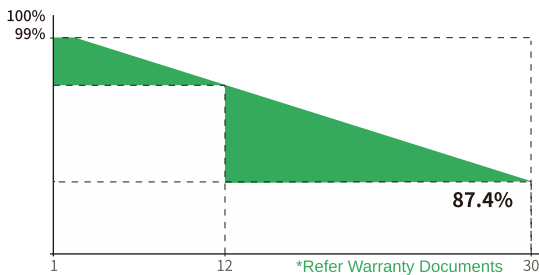
730+W

Efficiency up to
>23.50%

0~+4.99W

Power Tolerance

CS-QBTXXX-132 (XXX=710-730)

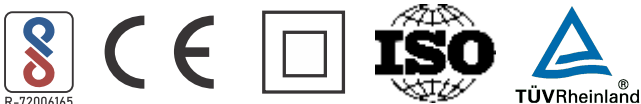


12 Year Product Warranty	30 Year Linear Power Warranty	1 % First-year Degradation	0.40 % Annual Degradation of 2-30 Years
------------------------------------	--	---	--

Approvals and Certificates

- IEC 61215, IEC 61730, UL 61730, BIS
- IEC 61853-1, IEC 61853-2, IEC 62782
- IEC 61701, IEC 60068-2-68, IEC 62716

*All certifications are under process



Half Cut Cell Design with
Multi Bus Bar Technology



High Power Generation



Excellent Weak Light
Performance



Lower LCOE & BOS



Low LID



Bifaciality Factor
of 80 ± 5%



Enhanced Mechanical
Load Capacity



Better Temperature Co-efficient



PID Free Guarantee

ELECTRICAL PARAMETERS (STC*):

Model	Voc (V)	Vmp (V)	Imp (A)	Isc (A)	Pmax (W)	Eff (%)
CS-QBT710-132	48.30	40.40	17.58	18.60	710.00	22.90
CS-QBT715-132	48.50	40.60	17.62	18.65	715.00	23.05
CS-QBT720-132	48.70	40.80	17.65	18.70	720.00	23.20
CS-QBT725-132	48.80	40.95	17.71	18.80	725.00	23.35
CS-QBT730-132	48.90	41.00	17.81	18.85	730.00	23.50

*STC (Standard Test Conditions): Irradiance 1000W/m², Temperature 25°C, Spectrum at AM 1.5G.

ELECTRICAL PARAMETERS (NMOT*):

Model	Voc (V)	Vmp (V)	Imp (A)	Isc (A)	Pmax (W)	Eff (%)
CS-QBT710-132	43.93	36.42	14.12	14.95	514.00	20.70
CS-QBT715-132	44.11	36.60	14.15	14.98	517.00	20.85
CS-QBT720-132	44.29	36.79	14.18	15.20	521.00	21.00
CS-QBT725-132	44.38	36.92	14.22	15.10	525.00	21.15
CS-QBT730-132	44.47	36.96	14.30	15.14	528.50	21.30

*NMOT (Nominal Module Operating Temperature): Irradiance 800W/m², Ambient temperature 20°C, Spectrum at AM 1.5G, Wind speed at 1m/s. (NOCT is similar to NMOT)

STC with 10% gain from Rear side:

Model	Voc (V)	Vmp (V)	Imp (A)	Isc (A)	Pmax (W)	Eff (%)
CS-QBT710-132	48.30	40.40	19.34	20.46	781.00	25.10
CS-QBT715-132	48.50	40.60	19.38	20.52	786.50	25.30
CS-QBT720-132	48.70	40.80	19.42	20.57	792.00	25.50
CS-QBT725-132	48.80	40.95	19.48	20.68	798.00	25.70
CS-QBT730-132	48.90	41.00	19.59	20.74	803.00	25.85

Design Specifications:

Cell Type	210mm x 210mm - 18BB TOPCON Bi-Facial
Cell Configuration	132 (11 x 6 x 2) Half Cut Cells
Operating Temperature	-40°C to +85°C
Max. System Voltage	1500V DC
Max.Series Fuse Rating	30A
Application Class	A
Safety Class	C
Junction Box Type	Split JB IP68
Output Cable Length	300mm (1400 mm upon request)

Dimensional & Packing Details:

Dimensions	2384 x 1303 x 35mm (Glass to Glass with Frame)
Weight	39.75 kg
Modules/ Pallet	28 Nos
32Ft Truck	224 Nos
40 Ft HQ Container	560 Nos

Temperature Coefficients:

Power (Pmax)	-0.30%/ °C
Voltage (Voc)	-0.25%/ °C
Current (Isc)	-0.045%/ °C
NMOT/ NOCT	44±2 °C

Mechanical Load Test :

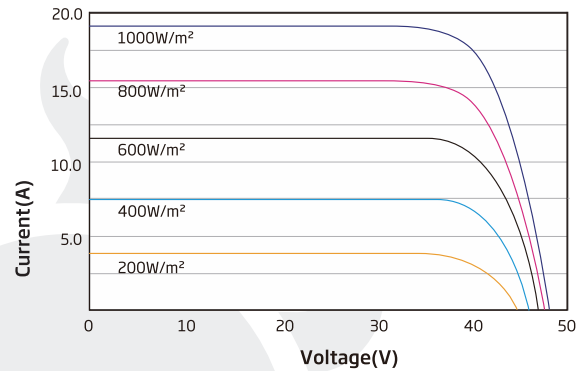
Pa-Front	5400
Pa-Back	2400

The technical data and specifications are mentioned in the data sheet may changed without prior notice due to continuous improvements and innovations in the product. Please contact marketing for the latest updates and data sheet before finalizing the Order. Please be advised that Solar PV modules should be handled and installed by qualified personnel and please Refer Installation, Operation & Maintenance Manual before handling and start installation for safety & installation.

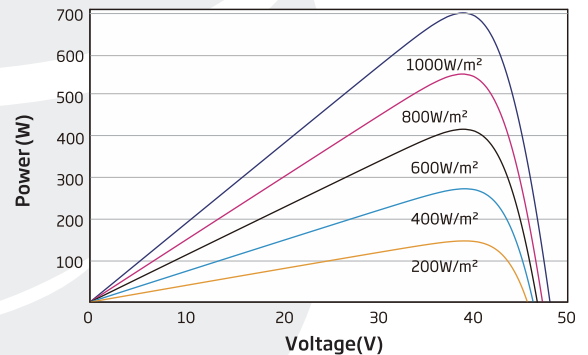
Reference IV Curve Detail:

IV Curves for Front-Side Illumination of 710Wp Panel

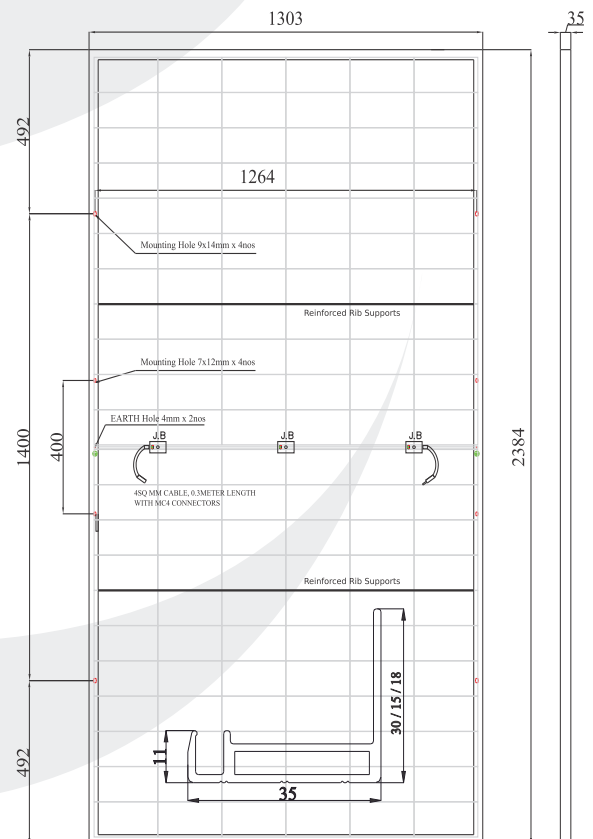
I-V CURVES OF PV MODULE(710W)



P-V CURVES OF PV MODULE(710W)



Rear View & Mounting Detail:



All Dimensions are in mm; Tolerance: ±2mm